

WELCOME!

Parent Forum

15 November 2023

18:30-19:30

Followed by

Friends at Brentside PTA meeting

19:30-20:30






Objectives

1. Understand the link between literacy skills and success
2. Explain strategies for developing your child's literacy skills



*“My child likes maths and science.
Why does literacy matter?”*





*“Literacy is **key** to learning across **all subjects** in secondary school and a **strong predictor of outcomes in later life.**”*

Source: Education Endowment Fund (EEF)





On your tables:

In pairs or in small groups, discuss and record the answer to these questions

Children who enjoy reading are happier in their lives	True or false?
What percentage of children in the UK enjoy reading?	
What percentage of children in the UK enjoy writing?	
What percentage of children age 8-18 do not have a book of their own at home	
Audio books don't improve literacy	True or false?



Children who enjoy reading and writing are happier in their lives	True
What percentage of children in the UK enjoy reading?	50% (1 in 2)
What percentage of children in the UK enjoy writing?	33% (1 in 3)
What percentage of children aged 8-18 do not have a book of their own at home	Nearly 7% (1 in 15)
Audio books don't improve literacy	False

Any surprises?

“My child likes maths and science. Why does literacy matter?”

Now try this exam question as an individual task on your whiteboards

Do not write anything until you have read the whole question

- 1: Multiply 2 by 6
- 2: Divide your answer by 3
- 3: Find the square root of that number
- 4: Multiple that number by the 10
- 5: Divide that number by 100
- 6: Subtract 2.5

Now you have read the points above, write only your name on the whiteboard



Exam literacy is **vital** to a student's **success** in **all subjects**.

Reading the question carefully and what is written. **Not** reading what you want to see or **think** is written.



H.U.G.

your exam questions

Highlight key words

Underline command words

Glossary -add related words

Whole school
approach to
reading exam
questions



H.U.G. method

Highlight the key words

Do not write anything until you have read the whole question

- 1: Multiply 2 by 6
- 2: Divide your answer by 3
- 3: Find the square root of that number
- 4: Multiple that number by the 10
- 5: Divide that number by 100
- 6: Subtract 2.5

Now you have read the points above, write only your name on the whiteboard

Underline command words

Glossary:

Words connected to the question

In this example there are no tier 3 words needed.

How might this process help prevent people from misunderstanding the question?




Tier 3 language

This refers to **key words** that are **specific to subjects**
e.g. Maths- equilateral triangle

Some words can be the same in more than one subject but have different meanings. This needs to be explained.

e.g. tone in music can be different to tone in art or
tone of voice in drama



Tier 3 language

On your whiteboards:

Which key terms can you explain?

Which key terms have you heard
of?

Which key terms are new to you?

Challenge

Take one key word and use it
correctly in a sentence.



- Democracy
- Tension
- Dramatic irony
- Photosynthesis
- Calculate
- Conjugate
- Protagonist
- Chest pass

How can you support your child with Tier 3 language?

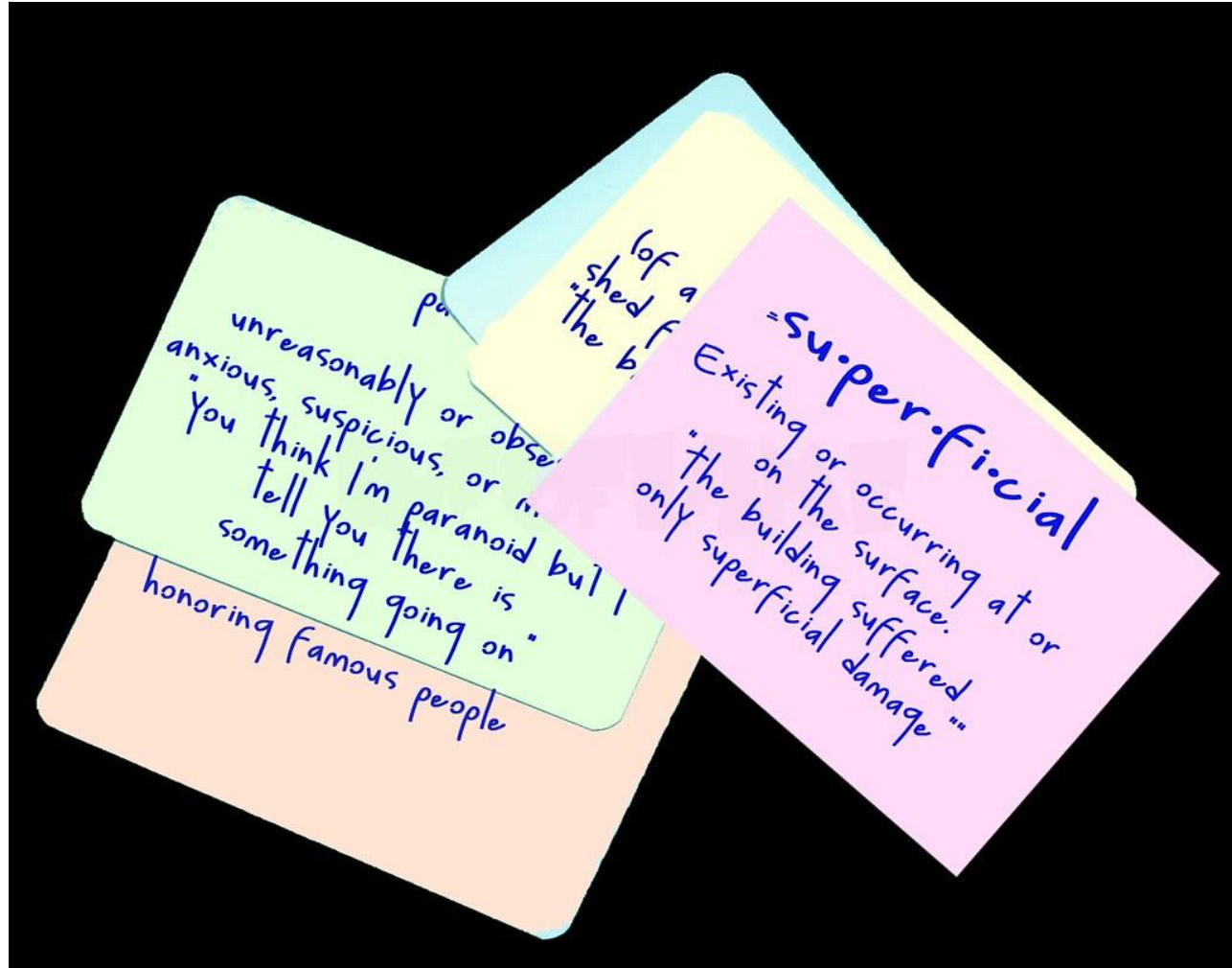
- 1: Look at your child's school books with them- All Tier 3 terms (key terms) should be highlighted
- 2: Check: Does your child have highlighters? They should have these each lesson.
- 3: Encourage your child to create **flashcards** of key terms:
 - The term on one side- the definition on the reverse.
 - You can then test them on the key terms.
 - Easy: Read the definition- they say the key term
 - Harder: You read the key term- they give the definition
 - Challenge: Get them to use the term in a sentence to show they have understood it



What is wrong with these flashcards?

Words and definitions need to be on different sides

That allows your child to test themselves- or you to test them



Tier 2 language

Tier 2 language refers to high frequency in written texts (gregarious, beneficial, required, maintain)

Consider this text:

Johnny Harrington was a kind master who treated his servants fairly. He was also a successful wool merchant, and his business required that he travel often. In his absence, his servants would tend to the fields and cattle and maintain the upkeep of his mansion.

They performed their duties happily, for they felt fortunate to have such a benevolent and trusting master.



On your whiteboards, record any tier 2 words that you think your child may struggle to understand.



*Johnny Harrington was a kind master who treated his servants fairly. He was also a successful wool **merchant**, and his business **required** that he travel often. In his absence, his servants would **tend** to the fields and cattle and **maintain** the upkeep of his mansion. They **performed** their duties happily, for they felt **fortunate** to have such a **benevolent** and trusting master.[\[2\]](#)*

The words in red might well be unfamiliar to non-readers but they will certainly know the underlying concepts:

- Merchant – shop keeper
- Required – have to
- Tend – look after
- Maintain – keep going
- Performed – did
- Fortunate – lucky
- Benevolent – kind

What challenges do students face with Tier 2 language?

15 marks is the most marks allocated to any one question in this exam-
not knowing this word will stop students gaining 15 marks

Challenges of Tier 2 language

The teacher can support with tier 2 in the classroom, but we can't predict all Tier 2 language that may arise in an exam question.

Example:

“The government should ration healthcare for people over 65”.
How far do you agree with this view? Give reasons for your answer showing you have considered other viewpoints. (15)

What tier 2 language do you think proved challenging in this citizenship GCSE exam question?



Ration- without knowing what this word means, students couldn't answer the question set.



What can you do to develop your child's Tier 2 language?

Learn a new word together and introduce it into your vocabulary



Model reading at home :
Books
News
Listening to audio books



Watch/read/listen to the news together
This develops your child's knowledge of formal language



Create time at home dedicated to reading age appropriate texts
30 minutes before bed



What language do you speak at home?

Remember:

- Exams are written in English
- Students need to answer in English
- They need to read, speak and write in English confidently to succeed in their exams
- Practice speaking, reading and writing in English at home with your child



1: What do you think your child needs most support with?

- Reading?
- Writing?
- Speaking?
- Tier 3 language?
- Tier 2 language?

2: What strategy are you going to use at home to support your child's literacy?





“Literacy is **key** to learning across **all subjects** in secondary school and a **strong predictor of outcomes in later life.**”

Source: Education Endowment Fund (EEF)



“My child likes maths and science. Why does literacy matter?”



Thank you



Please complete the
evaluation form to
support our future
planning